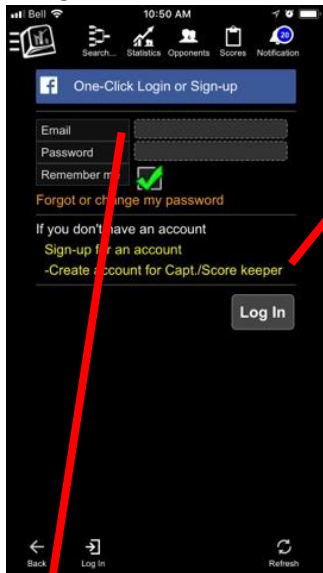




Create Scorekeeper Account from App

Each scorekeeper needs a “login name” and “password”.

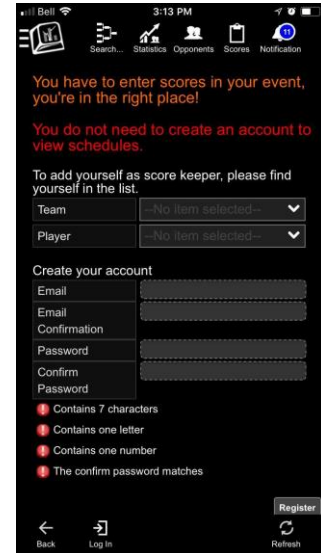
1. Download the CompuSport App.
2. Find the Tournament or League.
3. Click on the Menu at the top right corner.
4. Click on Log in.



If you don't have an account, click on:

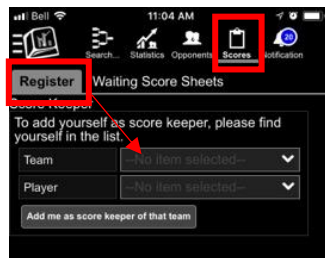
Create account for Capt./Score keeper.

Fill out the information and click *Register*.

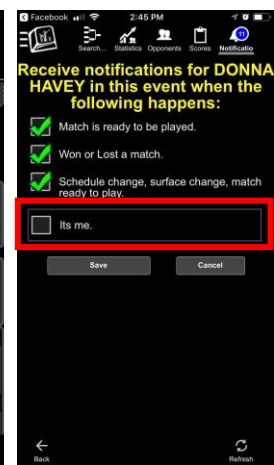


LOG IN: If you already have a CompuSport account. Then You have two options:

Go to Scores, Register, Find your Team/Player.



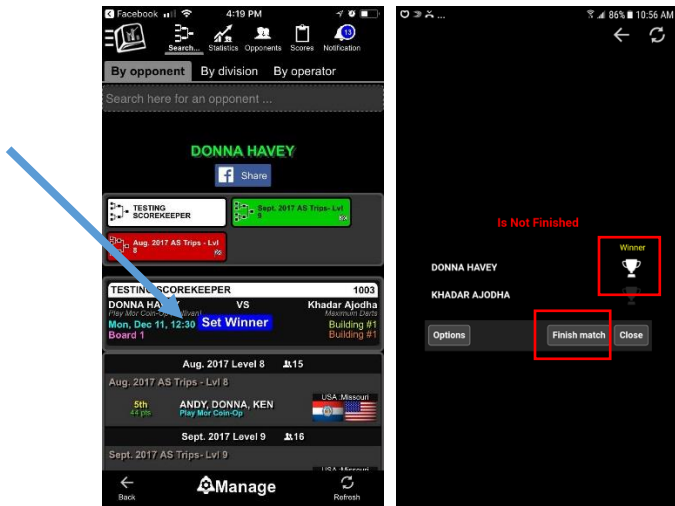
Go to Search, By Opponent, Type your name in the *Search Here for an opponent*. Select the right player. Click Follow! Click It's me! Save.





Now that you are a scorekeeper. You have two ways of filling out scoresheets.

- a. Click on Set Winner right for the Search Box when following your name.
 - i. This will open up a scoresheet. You click on the trophy and Finish match.



- b. Go to Score, Waiting Score Sheets, Click on your match, Score at the bottom of the page.
 - i. This will open up a scoresheet. You click on the trophy and Finish match.

